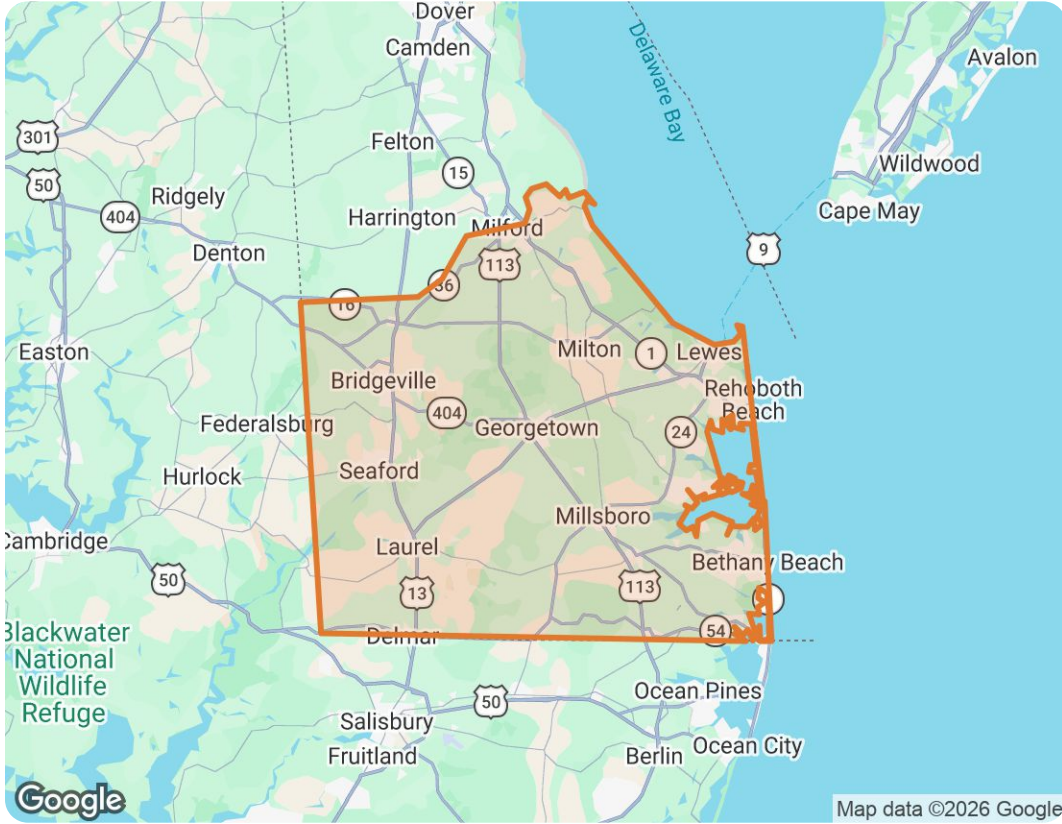


Sussex County, Delaware



Nitan Soni

Associate Broker | ABR, CRS, SRES, SRS

Delaware Real Estate License #RA-0030967

📞 Work (302) 703-1144 | 📞 Mobile (302) 747-3333

✉️ nitan@coachatthecoast.com

🌐 www.thenitansonigroup.com



Northrop Realty - Lewes - Rehoboth

18467 Coastal Hwy

Suite 102

Lewes, DE 19958



Market Trends

Market Trends for Sussex County, Delaware

Single Family + Condo/Townhouse/Apt.

March 2026

Market Type

Seller's Market

Balanced Market

Buyer's Market

Key Details

| | | | |
|---------------------|----------------------|--------------------|-------------------|
| Months of Inventory | Sold to List Price % | Median Days in RPR | Median Sold Price |
| 4.63 | 98.7% | 41 | \$435,000 |
| ↑ 4.04% MoM | ↑ 0.88% MoM | ↓ 14.58% MoM | ↑ 6.1% MoM |

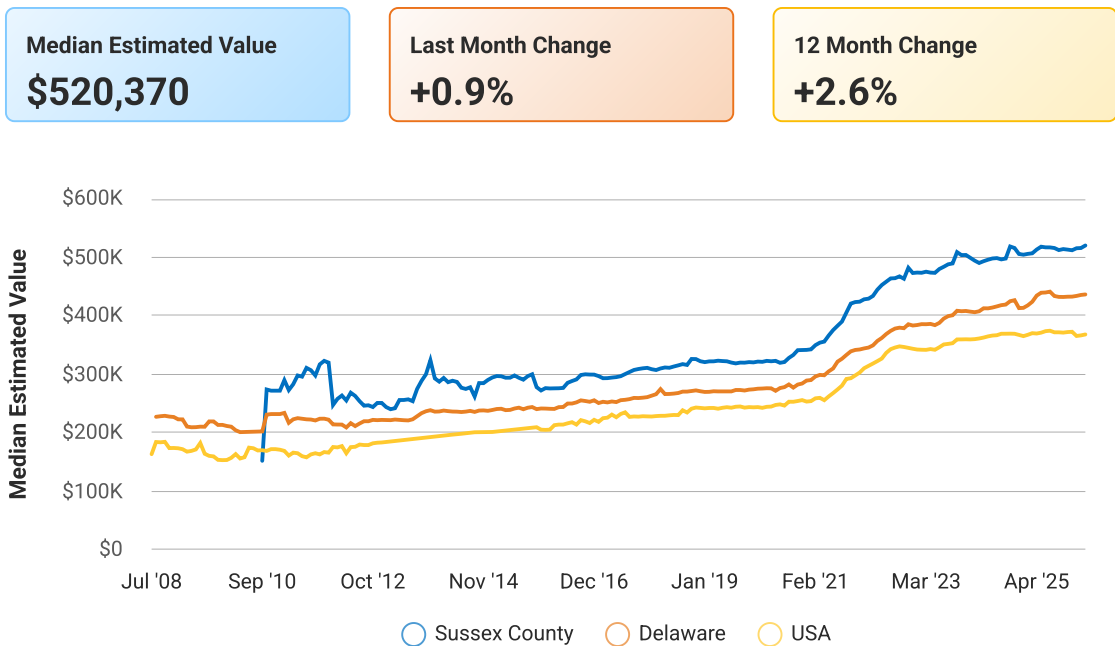
March 2026 Median Estimated Property Value

Single Family + Condo/Townhouse/Apt.

This graphic displays property estimates for a market area and a subject property, where one has been selected. Estimated property values are generated by a valuation model and are not formal appraisals.

Source: Public records, and MLS sources where licensed

Update Frequency: Monthly



Sussex County, Delaware

March 2026 Active Listings

Sussex County, Delaware

Single Family + Condo/Townhouse/Apt.

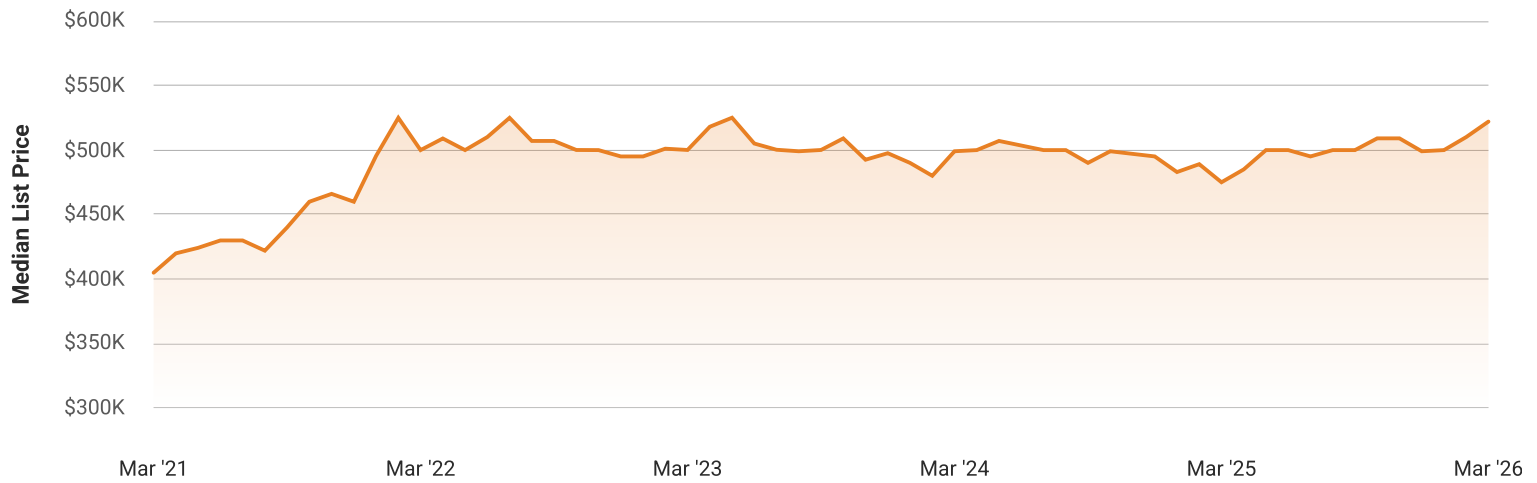
This graphic summarizes key statistics for properties that were in an active status on the last day of each month. RPR uses list date and a derived pending date to determine if the listing was active on the last day of the month. An end-of-month snapshot of active listings helps to understand inventory levels, price points and duration on the market.

Source: Listing sources

Update Frequency: Monthly

Median List Price - \$522,000

↑ 2.4% Month over Month



Sussex County, Delaware

March 2026 New Pending Listings

Sussex County, Delaware

Single Family + Condo/Townhouse/Apt.

This graphic summarizes key statistics for properties that went into a pending status within each month. RPR uses a derived pending date to determine when a property moved into pending status in the given month. These statistics are important for understanding the market absorption rate and the price point of listings that are being consumed.

Source: Listing sources

Update Frequency: Monthly

Median List Price - \$445,000

↓ 0.9% Month over Month



Sussex County, Delaware

March 2026 Pending Listings

Sussex County, Delaware

Single Family + Condo/Townhouse/Apt.

This graphic summarizes key statistics for properties that were in a pending status on the last day of the month. RPR uses the list date, a derived pending date and a derived off-market status date to determine if the listing was in a pending status on the last day of the month. An end-of-month snapshot of pending listings helps to understand inventory that is waiting to close, price points and duration on the market.

Source: Listing sources

Update Frequency: Monthly

Median List Price - \$495,000

↓ 3.9% Month over Month



Sussex County, Delaware

March 2026 Sold Listings

Sussex County, Delaware

Single Family + Condo/Townhouse/Apt.

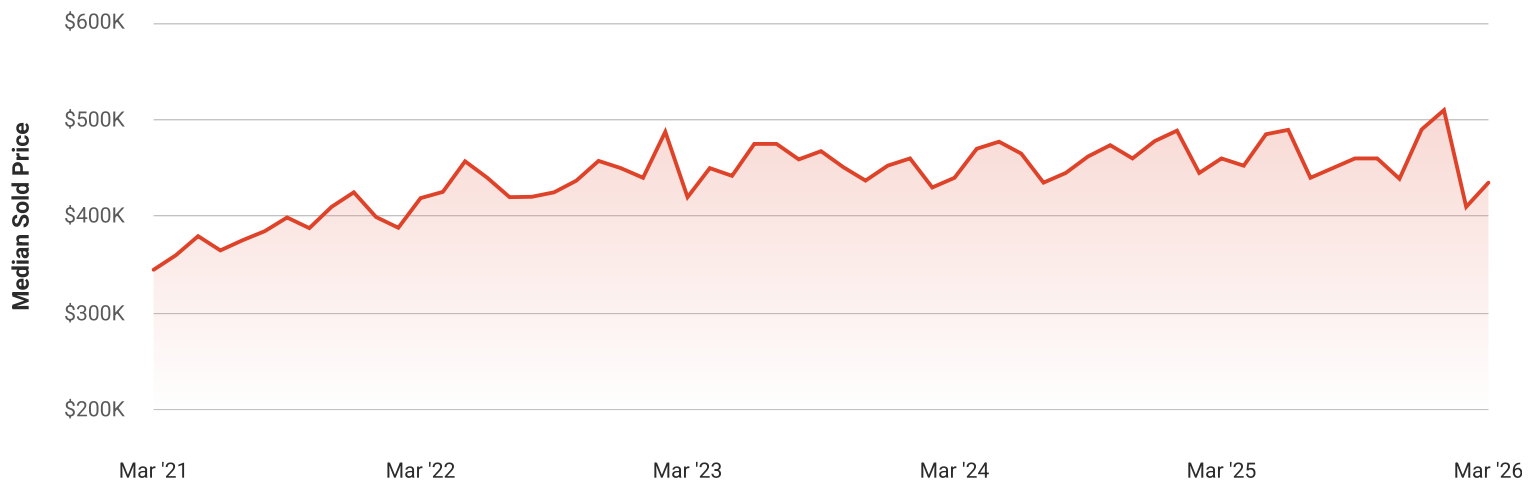
This graphic summarizes key statistics for properties that sold each month. RPR uses a derived sold date to determine when a property moved into a sold status within the given month. These statistics are important for understanding the price points on sold properties as well as the difference between the list price and sold price, which reveals whether buyers are paying over or under the asking price.

Source: Listing sources

Update Frequency: Monthly

Median Sold Price - \$435,000

↑ 6.1% Month over Month



Sussex County, Delaware

March 2026 Months Supply of Inv.

Sussex County, Delaware

Single Family + Condo/Townhouse/Apt.

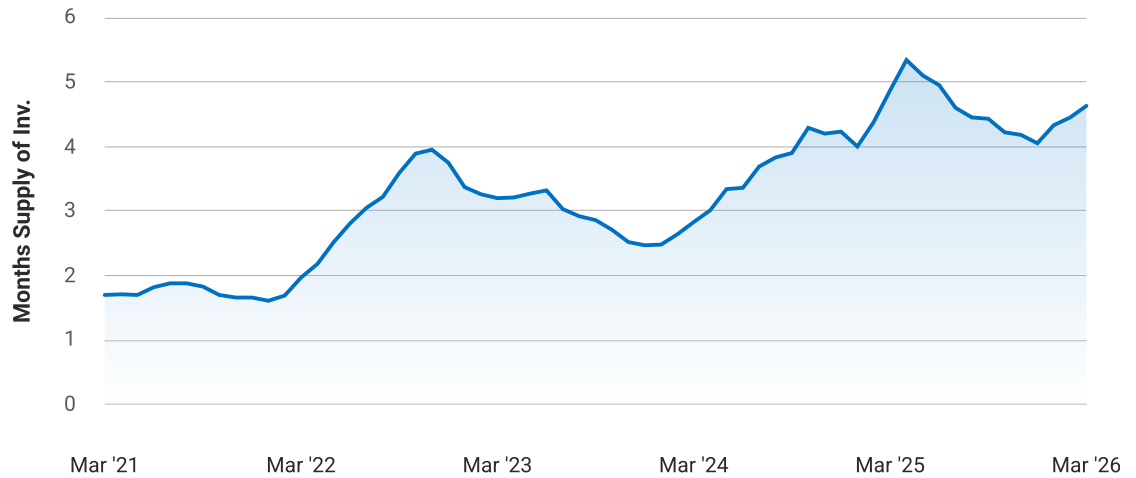
This graphic summarizes key statistics that describe the given month's inventory level and the percentage change in the last month and year.

Months of inventory is the number of months it will take a market to absorb the inventory that's available at the end of the month, based on the number of properties that typically go into pending each month. RPR calculates months of inventory by dividing the count of listings that were active on the last day of the month by a rolling 12-month average of newly pending listings.

Source: Listing sources

Update Frequency: Monthly

| | | |
|---|--|--|
| Months Supply of Inv. 4.63 | Last Month Change +4% | 12 Month Change -4.9% |
|---|--|--|



Sussex County, Delaware

March 2026 Sold Public Records

Sussex County, Delaware

Single Family + Condo/Townhouse/Apt.

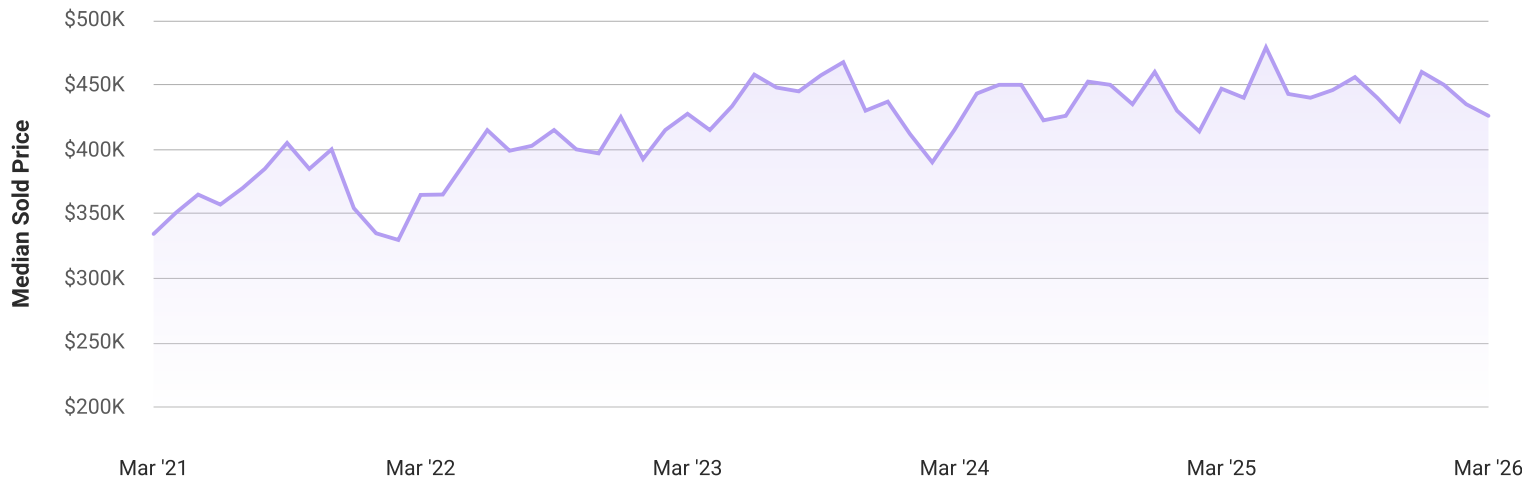
This graphic summarizes key statistics for properties that are sold each month. RPR uses a combination of dates in deed and assessment records to determine qualifying sale transactions each month. These statistics offer a complete view of everything that sold in a market area, whether it was listed in an MLS or not. Data is less accurate in non-disclosure states where some or all sale prices are not available through the public record. Non-disclosure states include Alaska, Idaho, Kansas, Louisiana, Mississippi, Missouri (some counties), Montana, New Mexico, North Dakota, Texas, Utah, and Wyoming. Note: Some counties, especially in rural areas, do not provide timely data updates.

Source: Public records data

Update Frequency: Monthly

Median Sold Price - \$426,000

↓ 2.1% Month over Month



Sussex County, Delaware

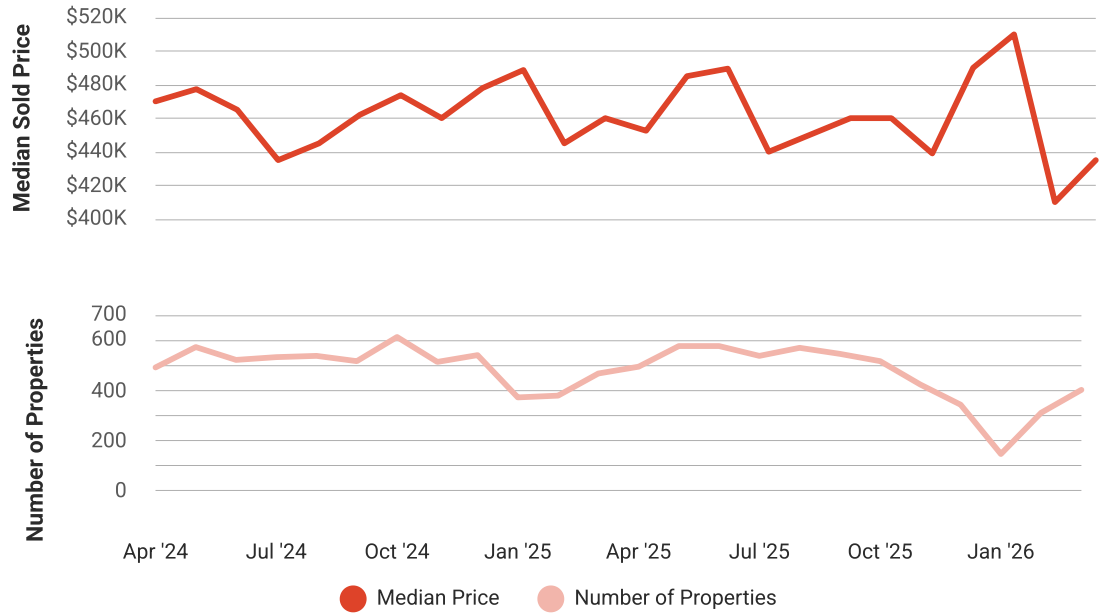
Median Sold Price vs Sold Listings in Sussex County, Delaware

Single Family + Condo/Townhouse/Apt.

This chart compares the trend of median sold price and number of sold listings for the given location.

Source: Listing Data

Update Frequency: Monthly



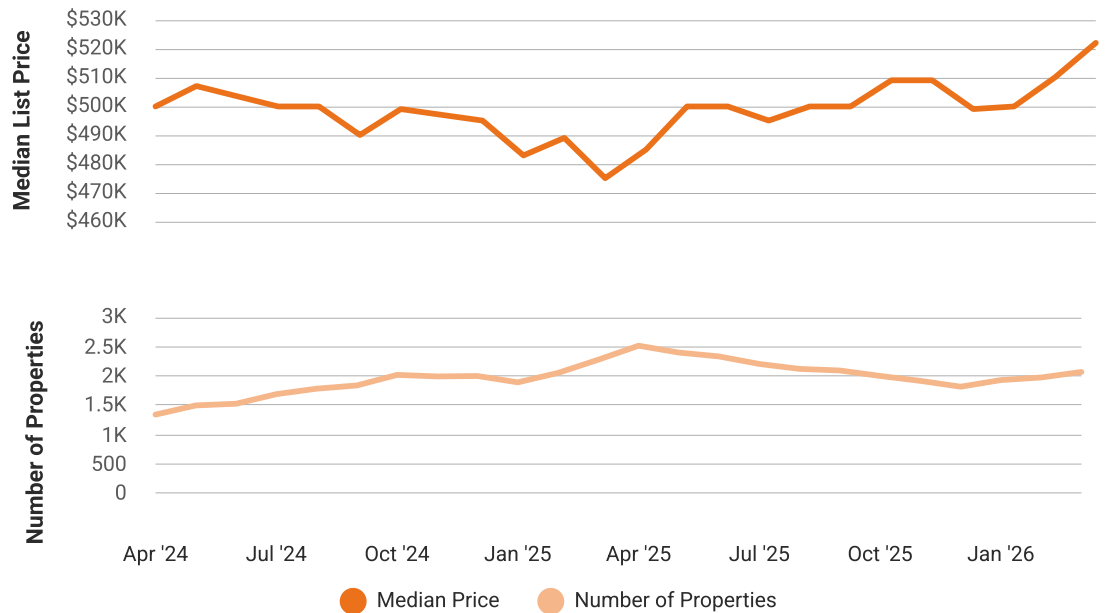
Median List Price vs Active Listings in Sussex County, Delaware

Single Family + Condo/Townhouse/Apt.

This chart compares the trend of median list price and number of active properties for the given location.

Source: Listing Data

Update Frequency: Monthly



Affiliated Services

Tailored Move



Office: (833) 860-6683

✉ info@tailoredmove.com

🌐 <https://www.tailoredmove.com/>

NOTE: This communication is provided to you for informational purposes only and should not be relied upon by you. The real estate firm identified in this report is not a mortgage lender. You should contact the identified mortgage company directly to learn more about its mortgage products and your eligibility for such products.

